

1M MAX



**FINISHES / NOTES**

- VARIOUS FINISHES AVAILABLE
- GRADE 6063T6 MILL FINISH. OPTIONALLY PRE PUNCHED TO SUIT PANEL MODULE
- GRADE 6063T6 MILL FINISH VARIABLE BRACKETS AND SIZES
- GRADE 6063T6. PPC BLACK WITH BLACK GASKET
- GRADE 6063T6. PPC BLACK WITH BLACK GASKET
- GRADE 6063T6. PPC BLACK WITH BLACK GASKET

DOW CORNING 756 FOR POROUS SUBSTRATES OR SIMILAR

**KEY COMPONENT LEGEND**

- (A) NORSKREEN® M2 PANEL
- (B) VERTICAL ALUMINIUM T SECTION SUPPORT
- (C) ALUMINIUM BRACKET WITH ISOLATION PAD
- (E) ALUMINIUM TOP CLIP
- (F) ALUMINIUM INTERMEDIATE CLIP
- (G) ALUMINIUM BOTTOM CLIP

(BO) INDICATIVE FINISHES NOT BY TELLING Eg :

- JOINT SEALANTS/ BACKING ROD
- COMPRIBAND JOINT BACKING
- SUBSTRATE FIXINGS
- INSULATION
- BREATHER MEMBRANE
- CEMENT PARTICLE / LINING BOARD
- STEEL FRAMING SYSTEM
- INTERNAL FINISHES
- GLAZING SYSTEMS AND SEALS
- CLOSURE TRIMS / FLASHINGS

Rev.	Date	By	Comments
Drawing Status :			

Material :  
**NORSKREEN® M2**  
**B SERIES - VERTICAL T AND BRACKETS TO CONCRETE**



Telling Architectural Ltd  
 Unit 4E  
 Station Road  
 Four Ashes  
 Wolverhampton  
 WV10 7DB  
 Tel : 01902 797 700  
 Fax : 01902 797 720

© Telling Architectural Ltd  
 Do not scale from this drawing. If in doubt ask

Drawing Title :  
**SYSTEM COMPONENTS AND NOTES**

Scale :	Checked : RAC	Drawn : EJR
1 : 5	Date : 01/10/19	Date : 01/10/19

Size	Drawing No.	Rev.
A3	NOR-M2B-INDEX	

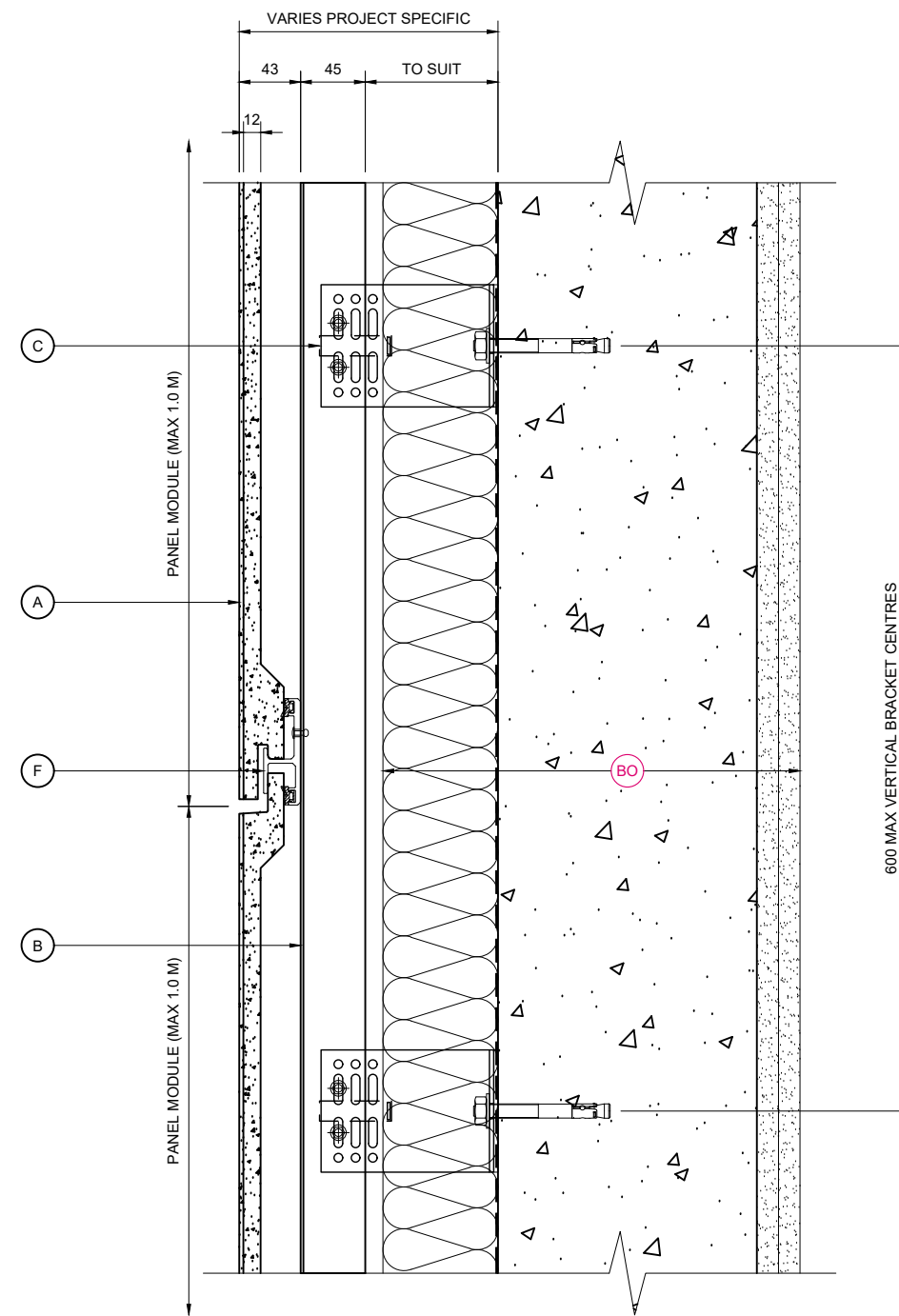
**KEY COMPONENT LEGEND**

- (A) NORSKREEN® M2 PANEL
- (B) VERTICAL ALUMINIUM T SECTION SUPPORT
- (C) ALUMINIUM BRACKET WITH ISOLATION PAD
- (E) ALUMINIUM TOP CLIP
- (F) ALUMINIUM INTERMEDIATE CLIP
- (G) ALUMINIUM BOTTOM CLIP

(BO) INDICATIVE FINISHES NOT BY TELLING Eg :

JOINT SEALANTS/ BACKING ROD

COMPRIBAND JOINT BACKING  
 SUBSTRATE FIXINGS  
 INSULATION  
 BREATHER MEMBRANE  
 CEMENT PARTICLE / LINING BOARD  
 STEEL FRAMING SYSTEM  
 INTERNAL FINISHES  
 GLAZING SYSTEMS AND SEALS  
 CLOSURE TRIMS / FLASHINGS



**VERTICAL SECTION**

NOTE:  
 THESE STANDARD DETAILS DO NOT  
 INCORPORATE FIRE BARRIER  
 REQUIREMENTS AROUND WINDOW  
 OPENINGS AND FLOOR SLABS.  
 THESE INTERFACING  
 REQUIREMENTS MUST BE  
 REVIEWED WITH THE LOCAL FIRE  
 INSPECTOR BEFORE FINALISATION  
 OF DETAILS.

Rev.	Date	By	Comments
Drawing Status :			

**FOR INFORMATION**

Material :  
**NORSKREEN® M2**  
**B SERIES - VERTICAL T AND BRACKETS TO CONCRETE**



Telling Architectural Ltd  
 Unit 4E  
 Station Road  
 Four Ashes  
 Wolverhampton  
 WV10 7DB  
 Tel : 01902 797 700  
 Fax : 01902 797 720

© Telling Architectural Ltd  
 Do not scale from this drawing. If in doubt ask

Drawing Title :  
**VERTICAL SECTION**

Scale :	Checked : RAC	Drawn : EJR
<b>1 : 5</b>	Date : 01/10/19	Date : 01/10/19

Size	Drawing No.	Rev.
<b>A3</b>	<b>NOR-M2B-D01</b>	<b>P1</b>

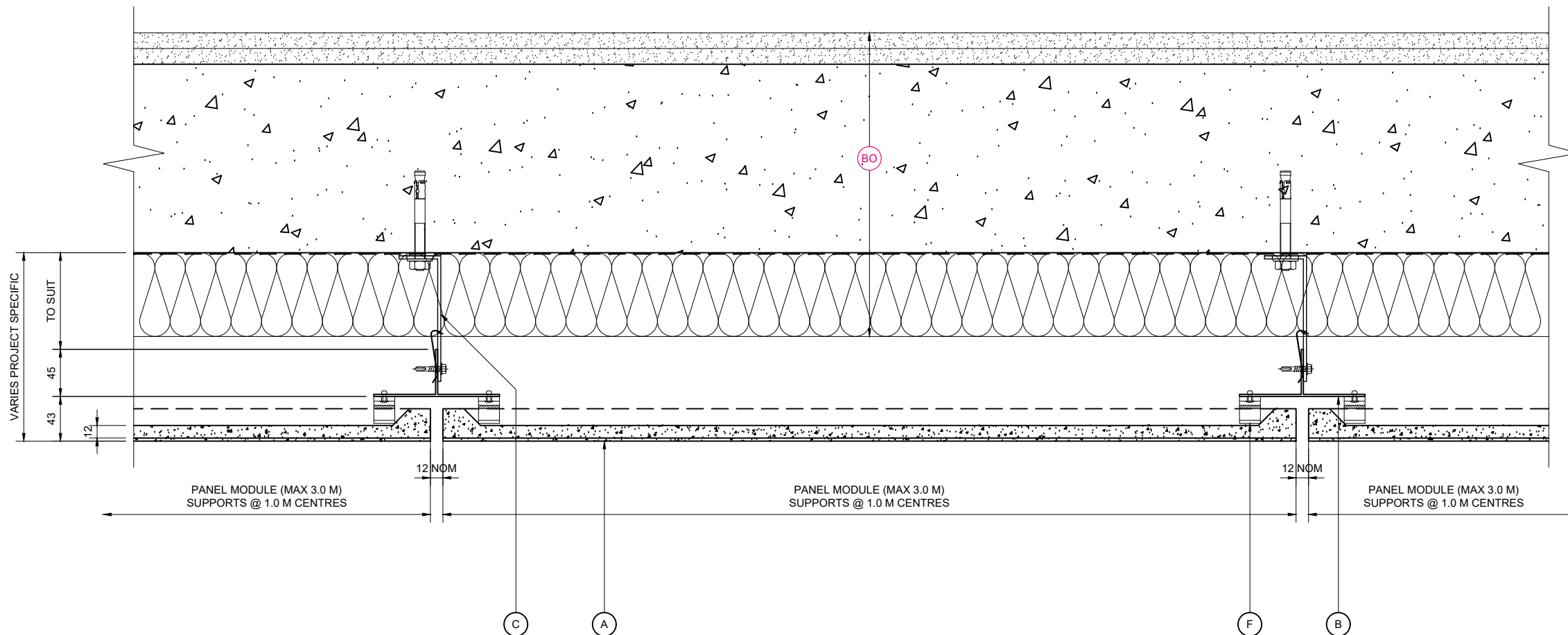
**KEY COMPONENT LEGEND**

- (A) NORSKREEN® M2 PANEL
- (B) VERTICAL ALUMINIUM T SECTION SUPPORT
- (C) ALUMINIUM BRACKET WITH ISOLATION PAD
- (E) ALUMINIUM TOP CLIP
- (F) ALUMINIUM INTERMEDIATE CLIP
- (G) ALUMINIUM BOTTOM CLIP

(BO) INDICATIVE FINISHES NOT BY TELLING Eg :

JOINT SEALANTS/ BACKING ROD

COMPRIBAND JOINT BACKING  
 SUBSTRATE FIXINGS  
 INSULATION  
 BREATHER MEMBRANE  
 CEMENT PARTICLE / LINING BOARD  
 STEEL FRAMING SYSTEM  
 INTERNAL FINISHES  
 GLAZING SYSTEMS AND SEALS  
 CLOSURE TRIMS / FLASHINGS



NOTE:  
 THESE STANDARD DETAILS DO NOT  
 INCORPORATE FIRE BARRIER  
 REQUIREMENTS AROUND WINDOW  
 OPENINGS AND FLOOR SLABS.  
 THESE INTERFACING  
 REQUIREMENTS MUST BE  
 REVIEWED WITH THE LOCAL FIRE  
 INSPECTOR BEFORE FINALISATION  
 OF DETAILS.

**HORIZONTAL SECTION**

Rev.	Date	By	Comments
Drawing Status :			

**FOR INFORMATION**

Material :  
**NORSKREEN® M2**  
**B SERIES - VERTICAL T AND**  
**BRACKETS TO CONCRETE**



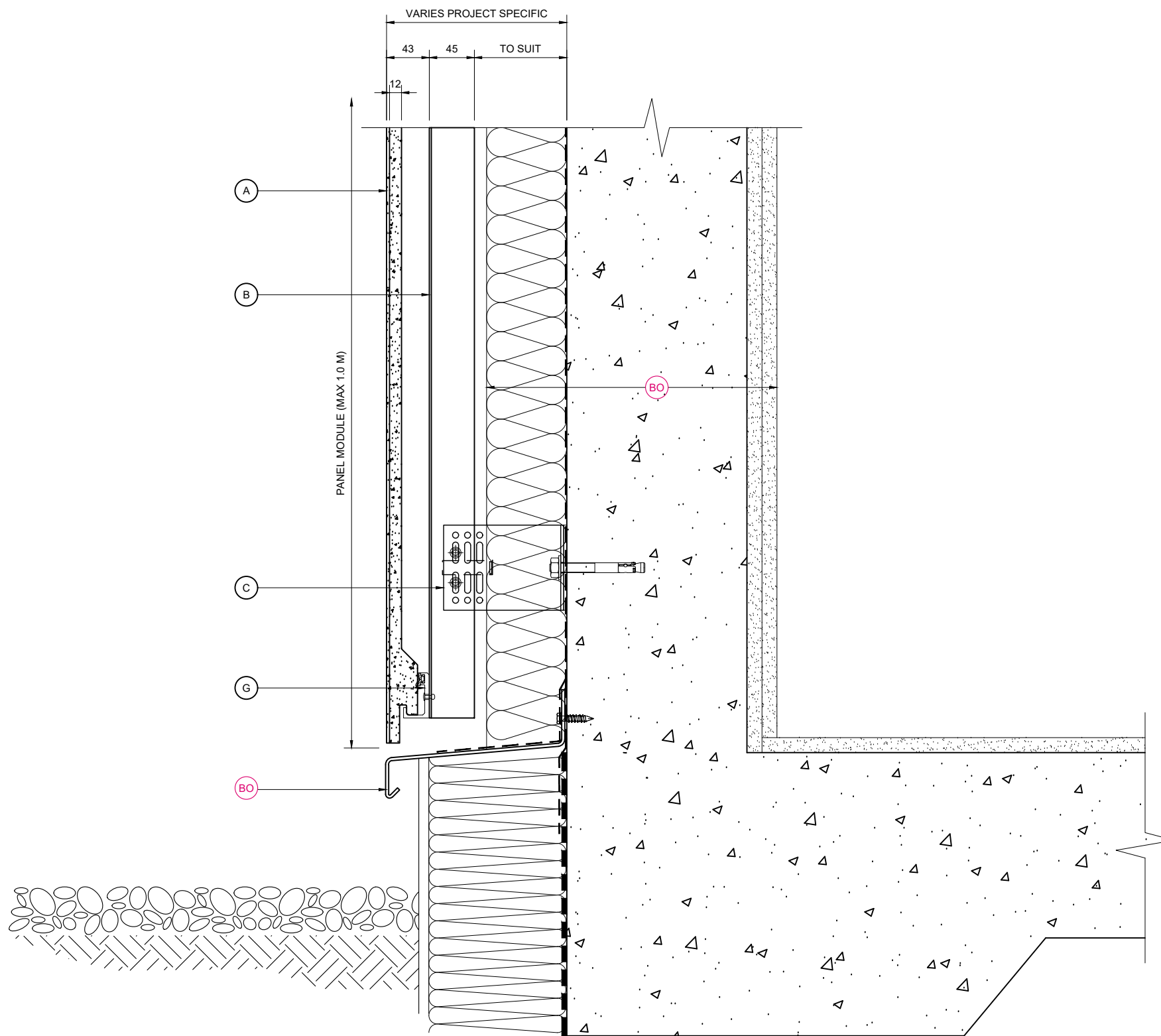
Telling Architectural Ltd  
 Unit 4E  
 Station Road  
 Four Ashes  
 Wolverhampton  
 WV10 7DB  
 Tel : 01902 797 700  
 Fax : 01902 797 720

© Telling Architectural Ltd  
 Do not scale from this drawing. If in doubt ask

Drawing Title :  
**HORIZONTAL SECTION**

Scale :	Checked : RAC	Drawn : EJR
<b>1 : 5</b>	Date : 01/10/19	Date : 01/10/19

Size	Drawing No.	Rev.
<b>A3</b>	<b>NOR-M2B-D02</b>	<b>P1</b>



**KEY COMPONENT LEGEND**

- (A) NORSKREEN® M2 PANEL
- (B) VERTICAL ALUMINIUM T SECTION SUPPORT
- (C) ALUMINIUM BRACKET WITH ISOLATION PAD
- (E) ALUMINIUM TOP CLIP
- (F) ALUMINIUM INTERMEDIATE CLIP
- (G) ALUMINIUM BOTTOM CLIP

(BO) INDICATIVE FINISHES NOT BY TELLING Eg :

JOINT SEALANTS/ BACKING ROD

- COMPRIBAND JOINT BACKING
- SUBSTRATE FIXINGS
- INSULATION
- BREATHER MEMBRANE
- CEMENT PARTICLE / LINING BOARD
- STEEL FRAMING SYSTEM
- INTERNAL FINISHES
- GLAZING SYSTEMS AND SEALS
- CLOSURE TRIMS / FLASHINGS

Rev.	Date	By	Comments
Drawing Status :			

**FOR INFORMATION**

Material :

NORSKREEN® M2

B SERIES - VERTICAL T AND BRACKETS TO CONCRETE



Telling Architectural Ltd  
 Unit 4E  
 Station Road  
 Four Ashes  
 Wolverhampton  
 WV10 7DB  
 Tel : 01902 797 700  
 Fax : 01902 797 720

© Telling Architectural Ltd  
 Do not scale from this drawing. If in doubt ask

Drawing Title :

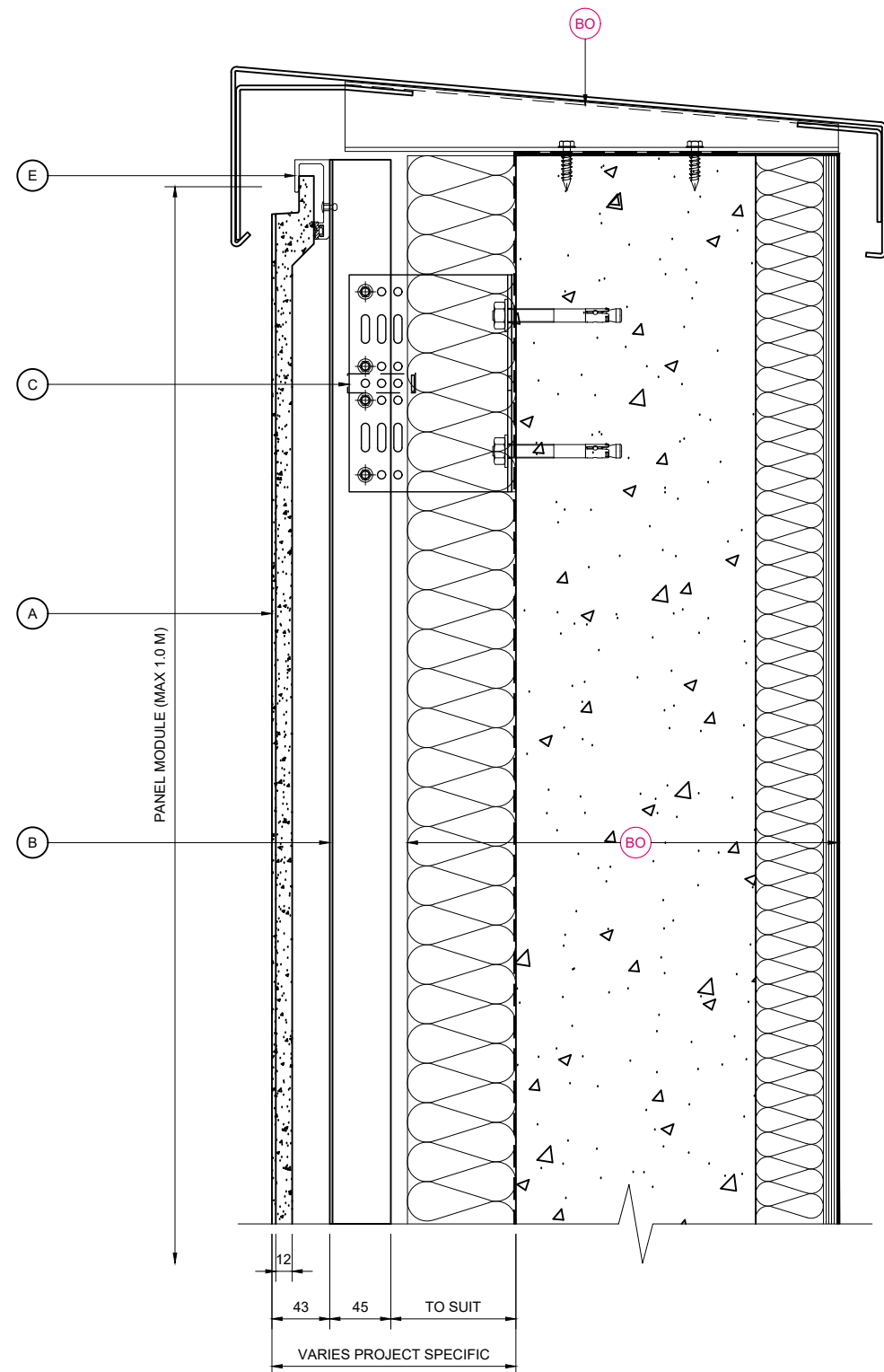
**BASE DETAIL**

Scale :	Checked : RAC	Drawn : EJR
1 : 5	Date : 01/10/19	Date : 01/10/19

Size	Drawing No.	Rev.
A3	NOR-M2B-D03	P1

NOTE:  
 THESE STANDARD DETAILS DO NOT INCORPORATE FIRE BARRIER REQUIREMENTS AROUND WINDOW OPENINGS AND FLOOR SLABS. THESE INTERFACING REQUIREMENTS MUST BE REVIEWED WITH THE LOCAL FIRE INSPECTOR BEFORE FINALISATION OF DETAILS.

**BASE DETAIL**



PARAPET DETAIL

NOTE:  
 THESE STANDARD DETAILS DO NOT  
 INCORPORATE FIRE BARRIER  
 REQUIREMENTS AROUND WINDOW  
 OPENINGS AND FLOOR SLABS.  
 THESE INTERFACING  
 REQUIREMENTS MUST BE  
 REVIEWED WITH THE LOCAL FIRE  
 INSPECTOR BEFORE FINALISATION  
 OF DETAILS.

KEY COMPONENT LEGEND

- (A) NORSKREEN® M2 PANEL
- (B) VERTICAL ALUMINIUM T SECTION SUPPORT
- (C) ALUMINIUM BRACKET WITH ISOLATION PAD
- (E) ALUMINIUM TOP CLIP
- (F) ALUMINIUM INTERMEDIATE CLIP
- (G) ALUMINIUM BOTTOM CLIP

(BO) INDICATIVE FINISHES NOT BY TELLING Eg :

- JOINT SEALANTS/ BACKING ROD
- COMPRIBAND JOINT BACKING
- SUBSTRATE FIXINGS
- INSULATION
- BREATHER MEMBRANE
- CEMENT PARTICLE / LINING BOARD
- STEEL FRAMING SYSTEM
- INTERNAL FINISHES
- GLAZING SYSTEMS AND SEALS
- CLOSURE TRIMS / FLASHINGS

Rev.	Date	By	Comments
Drawing Status :			

FOR INFORMATION

Material :  
 NORSKREEN® M2  
 B SERIES - VERTICAL T AND  
 BRACKETS TO CONCRETE



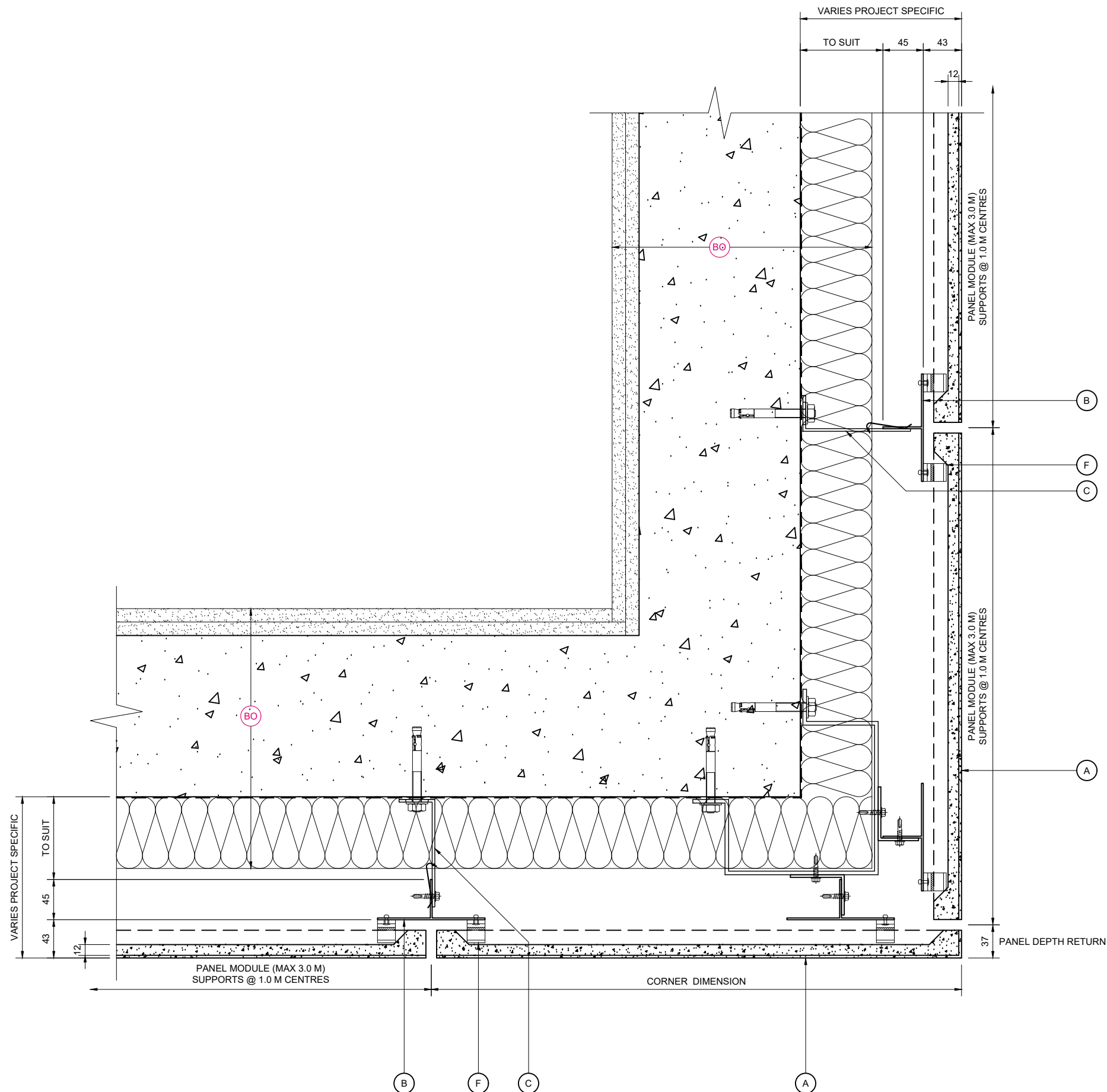
Telling Architectural Ltd  
 Unit 4E  
 Station Road  
 Four Ashes  
 Wolverhampton  
 WV10 7DB  
 Tel : 01902 797 700  
 Fax : 01902 797 720

© Telling Architectural Ltd  
 Do not scale from this drawing. If in doubt ask

Drawing Title :  
 PARAPET DETAIL

Scale :	Checked : RAC	Drawn : EJR
1 : 5	Date : 01/10/19	Date : 01/10/19

Size	Drawing No.	Rev.
A3	NOR-M2B-D04	P1



**KEY COMPONENT LEGEND**

- (A) NORSKREEN® M2 PANEL
- (B) VERTICAL ALUMINIUM T SECTION SUPPORT
- (C) ALUMINIUM BRACKET WITH ISOLATION PAD
- (E) ALUMINIUM TOP CLIP
- (F) ALUMINIUM INTERMEDIATE CLIP
- (G) ALUMINIUM BOTTOM CLIP

(BO) INDICATIVE FINISHES NOT BY TELLING Eg :

JOINT SEALANTS/ BACKING ROD

- COMPRIBAND JOINT BACKING
- SUBSTRATE FIXINGS
- INSULATION
- BREATHER MEMBRANE
- CEMENT PARTICLE / LINING BOARD
- STEEL FRAMING SYSTEM
- INTERNAL FINISHES
- GLAZING SYSTEMS AND SEALS
- CLOSURE TRIMS / FLASHINGS

Rev.	Date	By	Comments
Drawing Status :			

**FOR INFORMATION**

Material :  
**NORSKREEN® M2**  
**B SERIES - VERTICAL T AND BRACKETS TO CONCRETE**



Telling Architectural Ltd  
 Unit 4E  
 Station Road  
 Four Ashes  
 Wolverhampton  
 WV10 7DB  
 Tel : 01902 797 700  
 Fax : 01902 797 720

© Telling Architectural Ltd  
 Do not scale from this drawing. If in doubt ask

Drawing Title :  
**EXTERNAL CORNER DETAIL**

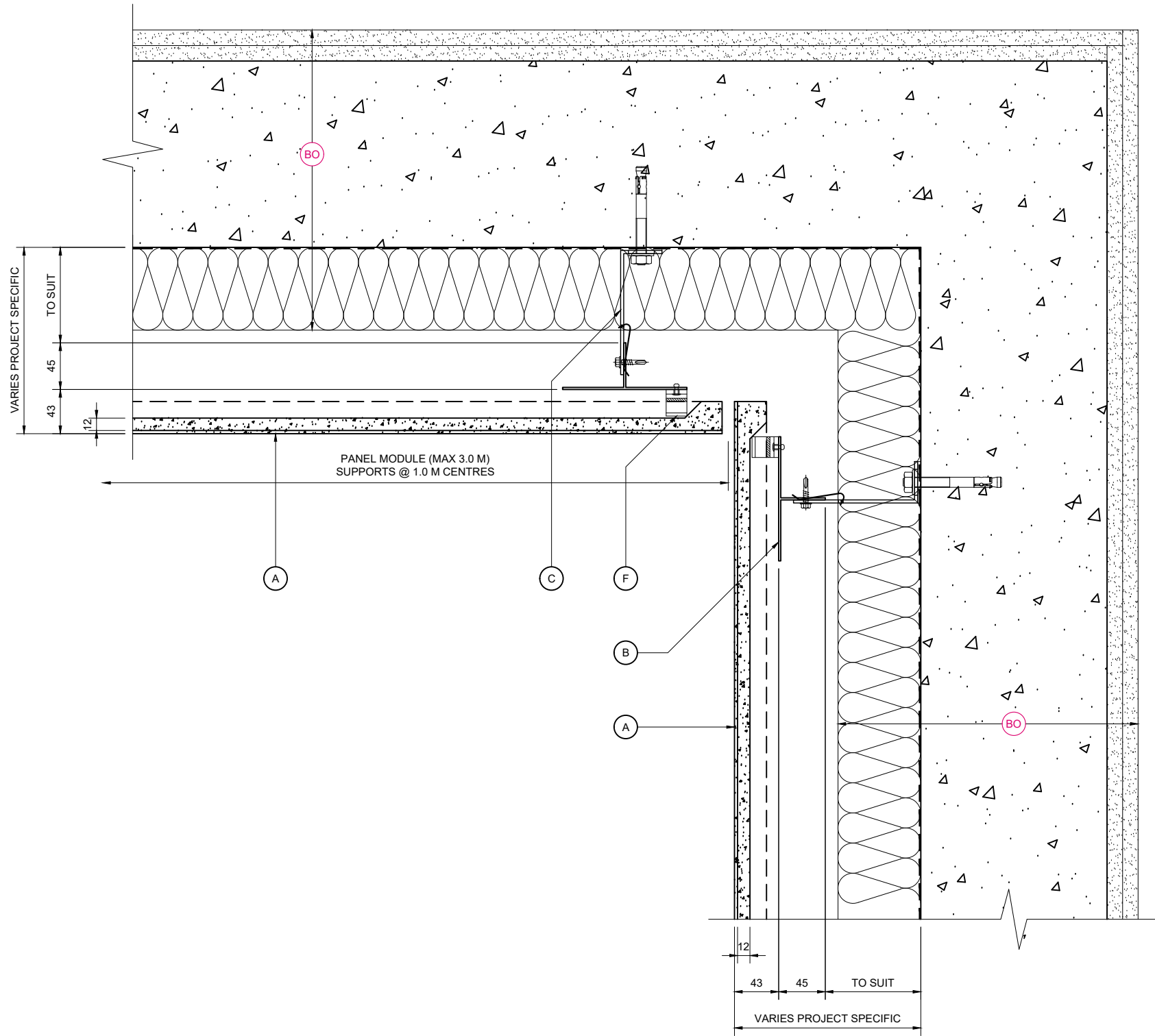
Scale :	Checked : RAC	Drawn : EJR
1 : 5	Date : 01/10/19	Date : 01/10/19

Size	Drawing No.	Rev.
A3	NOR-M2B-D05	P1

NOTE:  
 THESE STANDARD DETAILS DO NOT INCORPORATE FIRE BARRIER REQUIREMENTS AROUND WINDOW OPENINGS AND FLOOR SLABS. THESE INTERFACING REQUIREMENTS MUST BE REVIEWED WITH THE LOCAL FIRE INSPECTOR BEFORE FINALISATION OF DETAILS.

**EXTERNAL CORNER DETAIL**

**SEE NOR-M2B D11 FOR CORNER PANEL OPTION**



**KEY COMPONENT LEGEND**

- (A) NORSKREEN® M2 PANEL
- (B) VERTICAL ALUMINIUM T SECTION SUPPORT
- (C) ALUMINIUM BRACKET WITH ISOLATION PAD
- (E) ALUMINIUM TOP CLIP
- (F) ALUMINIUM INTERMEDIATE CLIP
- (G) ALUMINIUM BOTTOM CLIP

(BO) INDICATIVE FINISHES NOT BY TELLING Eg :

- JOINT SEALANTS/ BACKING ROD
- COMPRIBAND JOINT BACKING
- SUBSTRATE FIXINGS
- INSULATION
- BREATHER MEMBRANE
- CEMENT PARTICLE / LINING BOARD
- STEEL FRAMING SYSTEM
- INTERNAL FINISHES
- GLAZING SYSTEMS AND SEALS
- CLOSURE TRIMS / FLASHINGS

NOTE:  
THESE STANDARD DETAILS DO NOT  
INCORPORATE FIRE BARRIER  
REQUIREMENTS AROUND WINDOW  
OPENINGS AND FLOOR SLABS.  
THESE INTERFACING  
REQUIREMENTS MUST BE  
REVIEWED WITH THE LOCAL FIRE  
INSPECTOR BEFORE FINALISATION  
OF DETAILS.

**INTERNAL CORNER DETAIL**

Rev.	Date	By	Comments
Drawing Status :			

**FOR INFORMATION**

Material :  
**NORSKREEN® M2**  
**B SERIES - VERTICAL T AND BRACKETS TO CONCRETE**



Telling Architectural Ltd  
Unit 4E  
Station Road  
Four Ashes  
Wolverhampton  
WV10 7DB  
Tel : 01902 797 700  
Fax : 01902 797 720

© Telling Architectural Ltd  
Do not scale from this drawing. If in doubt ask

Drawing Title :  
**INTERNAL CORNER DETAIL**

Scale :	Checked : RAC	Drawn : EJR
<b>1 : 5</b>	Date : 01/10/19	Date : 01/10/19

Size	Drawing No.	Rev.
<b>A3</b>	<b>NOR-M2B-D06</b>	<b>P1</b>



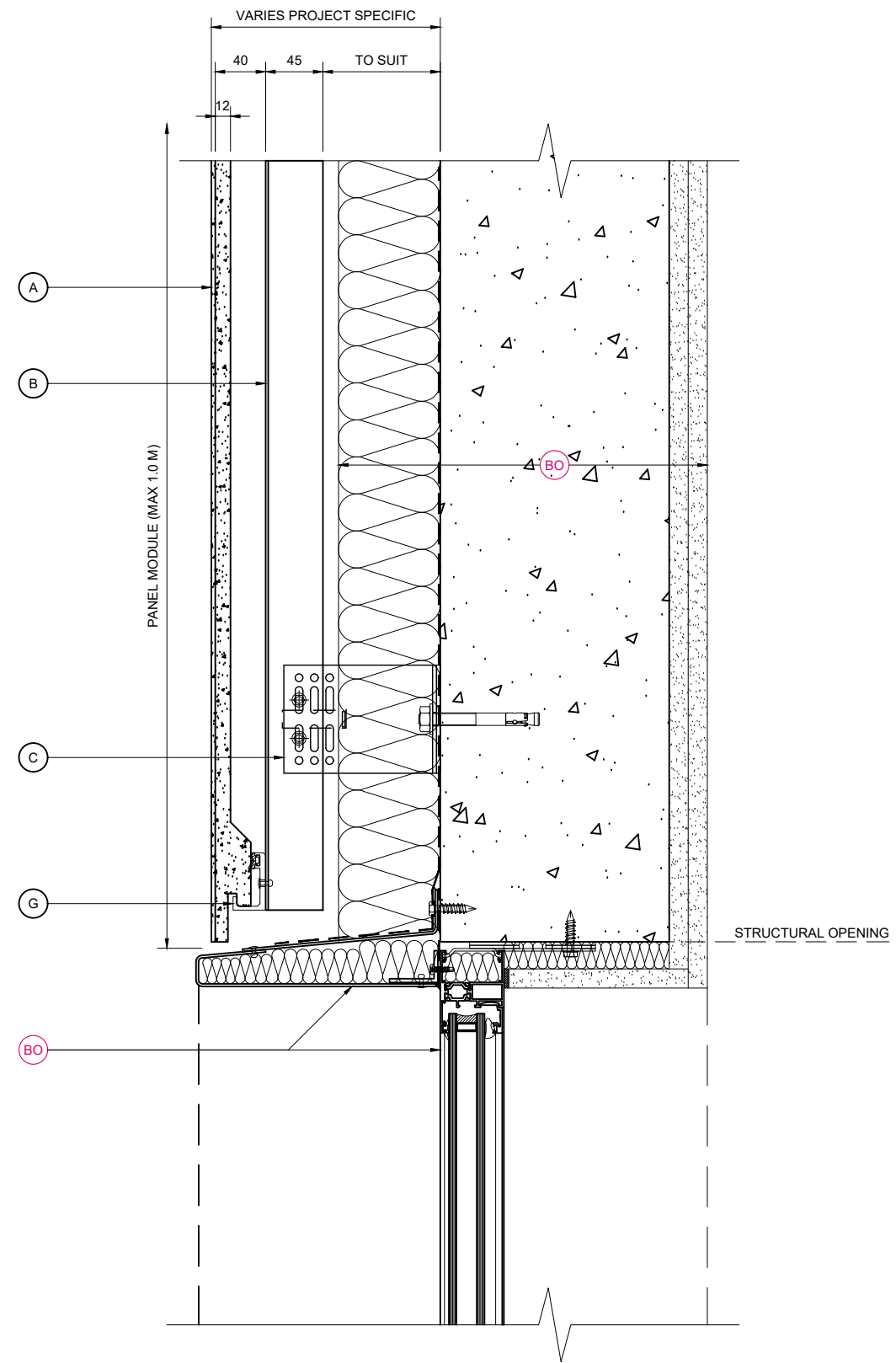
**KEY COMPONENT LEGEND**

- (A) NORSKREEN® M2 PANEL
- (B) VERTICAL ALUMINIUM T SECTION SUPPORT
- (C) ALUMINIUM BRACKET WITH ISOLATION PAD
- (E) ALUMINIUM TOP CLIP
- (F) ALUMINIUM INTERMEDIATE CLIP
- (G) ALUMINIUM BOTTOM CLIP

(BO) INDICATIVE FINISHES NOT BY TELLING Eg :

JOINT SEALANTS/ BACKING ROD

COMPRIBAND JOINT BACKING  
 SUBSTRATE FIXINGS  
 INSULATION  
 BREATHER MEMBRANE  
 CEMENT PARTICLE / LINING BOARD  
 STEEL FRAMING SYSTEM  
 INTERNAL FINISHES  
 GLAZING SYSTEMS AND SEALS  
 CLOSURE TRIMS / FLASHINGS



**WINDOW HEAD DETAIL**

**SEE NOR-M2B D12 FOR PANEL RETURN OPTION**

NOTE:  
 THESE STANDARD DETAILS DO NOT  
 INCORPORATE FIRE BARRIER  
 REQUIREMENTS AROUND WINDOW  
 OPENINGS AND FLOOR SLABS.  
 THESE INTERFACING  
 REQUIREMENTS MUST BE  
 REVIEWED WITH THE LOCAL FIRE  
 INSPECTOR BEFORE FINALISATION  
 OF DETAILS.

Rev.	Date	By	Comments
Drawing Status :			

**FOR INFORMATION**

Material :  
**NORSKREEN® M2**  
**B SERIES - VERTICAL T AND**  
**BRACKETS TO CONCRETE**



Telling Architectural Ltd  
 Unit 4E  
 Station Road  
 Four Ashes  
 Wolverhampton  
 WV10 7DB  
 Tel : 01902 797 700  
 Fax : 01902 797 720

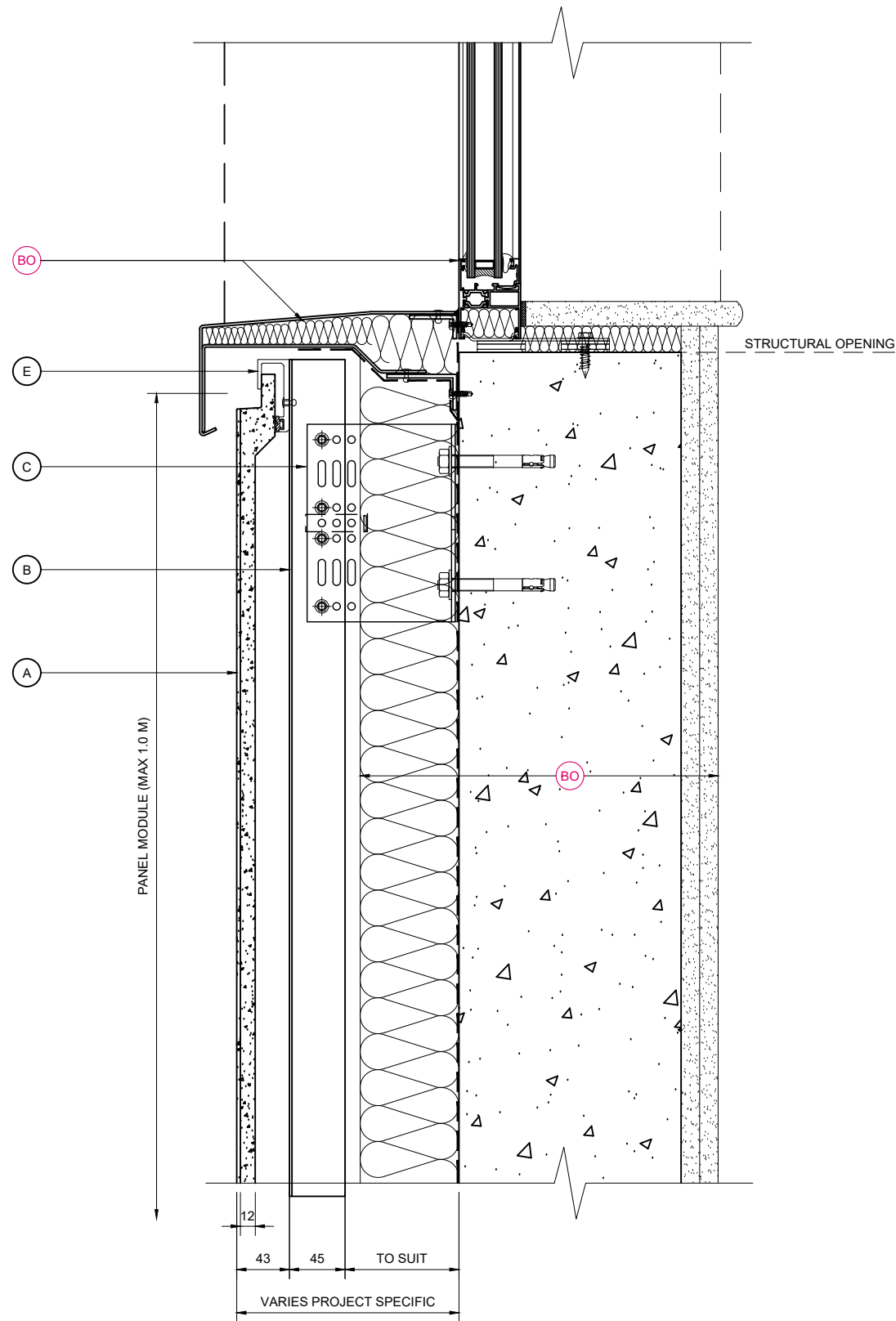
© Telling Architectural Ltd  
 Do not scale from this drawing. If in doubt ask

Drawing Title :  
**WINDOW HEAD DETAIL WITH**  
**FLASHING**

Scale :	Checked : RAC	Drawn : EJR
1 : 5	Date : 01/10/19	Date : 01/10/19

Size	Drawing No.	Rev.
A3	NOR-M2B-D07	P1





WINDOW CILL DETAIL

NOTE:  
THESE STANDARD DETAILS DO NOT  
INCORPORATE FIRE BARRIER  
REQUIREMENTS AROUND WINDOW  
OPENINGS AND FLOOR SLABS.  
THESE INTERFACING  
REQUIREMENTS MUST BE  
REVIEWED WITH THE LOCAL FIRE  
INSPECTOR BEFORE FINALISATION  
OF DETAILS.

KEY COMPONENT LEGEND

- (A) NORSKREEN® M2 PANEL
- (B) VERTICAL ALUMINIUM T SECTION SUPPORT
- (C) ALUMINIUM BRACKET WITH ISOLATION PAD
- (E) ALUMINIUM TOP CLIP
- (F) ALUMINIUM INTERMEDIATE CLIP
- (G) ALUMINIUM BOTTOM CLIP

(BO) INDICATIVE FINISHES NOT BY TELLING Eg :

JOINT SEALANTS/ BACKING ROD

COMPRIBAND JOINT BACKING  
SUBSTRATE FIXINGS  
INSULATION  
BREATHER MEMBRANE  
CEMENT PARTICLE / LINING BOARD  
STEEL FRAMING SYSTEM  
INTERNAL FINISHES  
GLAZING SYSTEMS AND SEALS  
CLOSURE TRIMS / FLASHINGS

Rev.	Date	By	Comments
Drawing Status :			

FOR INFORMATION

Material :  
NORSKREEN® M2  
B SERIES - VERTICAL T AND  
BRACKETS TO CONCRETE



Telling Architectural Ltd  
Unit 4E  
Station Road  
Four Ashes  
Wolverhampton  
WV10 7DB  
Tel : 01902 797 700  
Fax : 01902 797 720

© Telling Architectural Ltd  
Do not scale from this drawing. If in doubt ask

Drawing Title :  
WINDOW CILL DETAIL

Scale :	Checked : RAC	Drawn : EJR
1 : 5	Date : 01/10/19	Date : 01/10/19

Size	Drawing No.	Rev.
A3	NOR-M2B-D08	P1

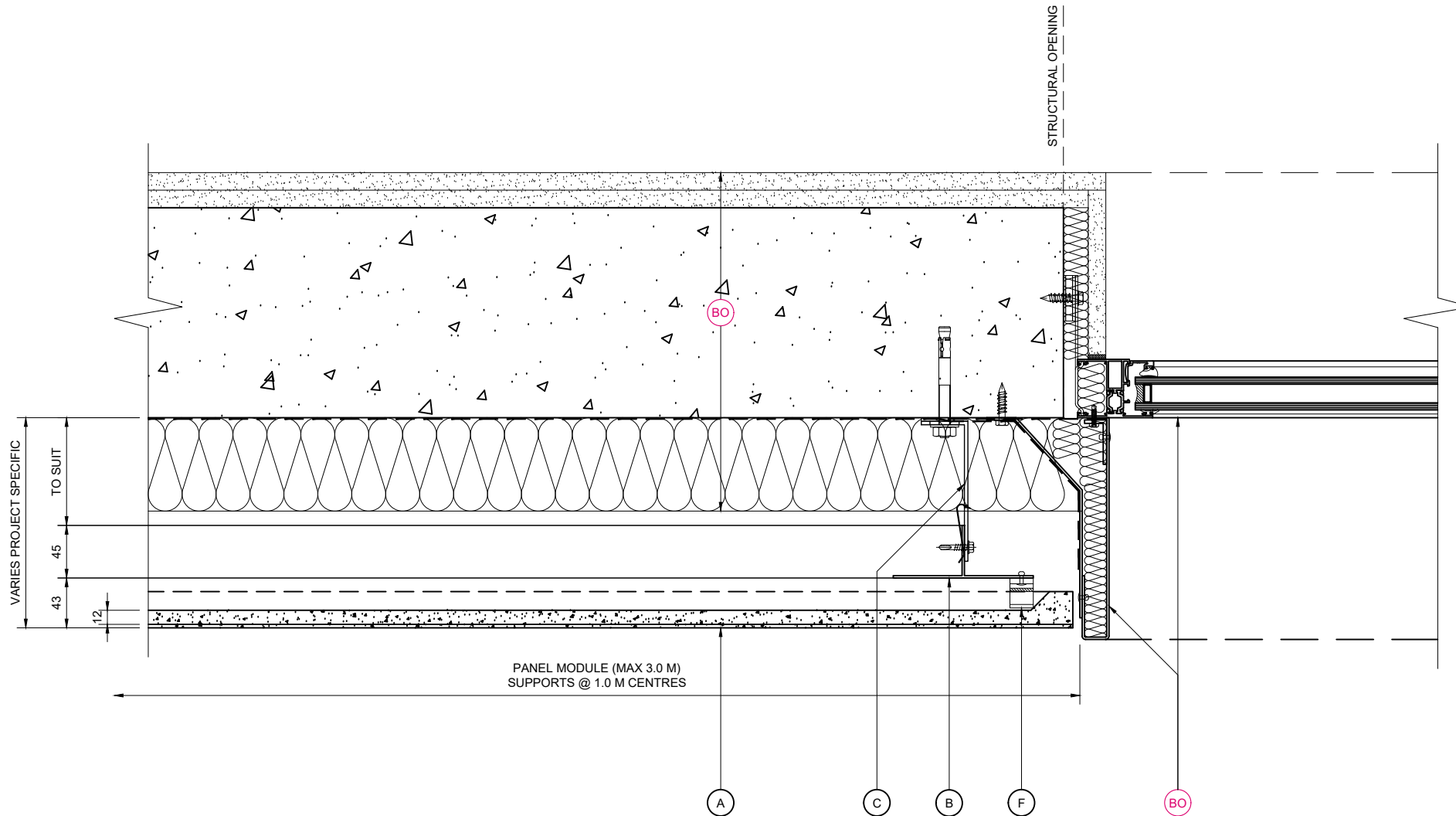
KEY COMPONENT LEGEND

- (A) NORSKREEN® M2 PANEL
- (B) VERTICAL ALUMINIUM T SECTION SUPPORT
- (C) ALUMINIUM BRACKET WITH ISOLATION PAD
- (E) ALUMINIUM TOP CLIP
- (F) ALUMINIUM INTERMEDIATE CLIP
- (G) ALUMINIUM BOTTOM CLIP

(BO) INDICATIVE FINISHES NOT BY TELLING Eg :

JOINT SEALANTS/ BACKING ROD

COMPRIBAND JOINT BACKING  
 SUBSTRATE FIXINGS  
 INSULATION  
 BREATHER MEMBRANE  
 CEMENT PARTICLE / LINING BOARD  
 STEEL FRAMING SYSTEM  
 INTERNAL FINISHES  
 GLAZING SYSTEMS AND SEALS  
 CLOSURE TRIMS / FLASHINGS



NOTE:  
 THESE STANDARD DETAILS DO NOT  
 INCORPORATE FIRE BARRIER  
 REQUIREMENTS AROUND WINDOW  
 OPENINGS AND FLOOR SLABS.  
 THESE INTERFACING  
 REQUIREMENTS MUST BE  
 REVIEWED WITH THE LOCAL FIRE  
 INSPECTOR BEFORE FINALISATION  
 OF DETAILS.

WINDOW JAMB DETAIL

SEE NOR-M2B D13 FOR PANEL RETURN OPTION

Rev.	Date	By	Comments
Drawing Status :			

FOR INFORMATION

Material :  
 NORSKREEN® M2  
 B SERIES - VERTICAL T AND  
 BRACKETS TO CONCRETE



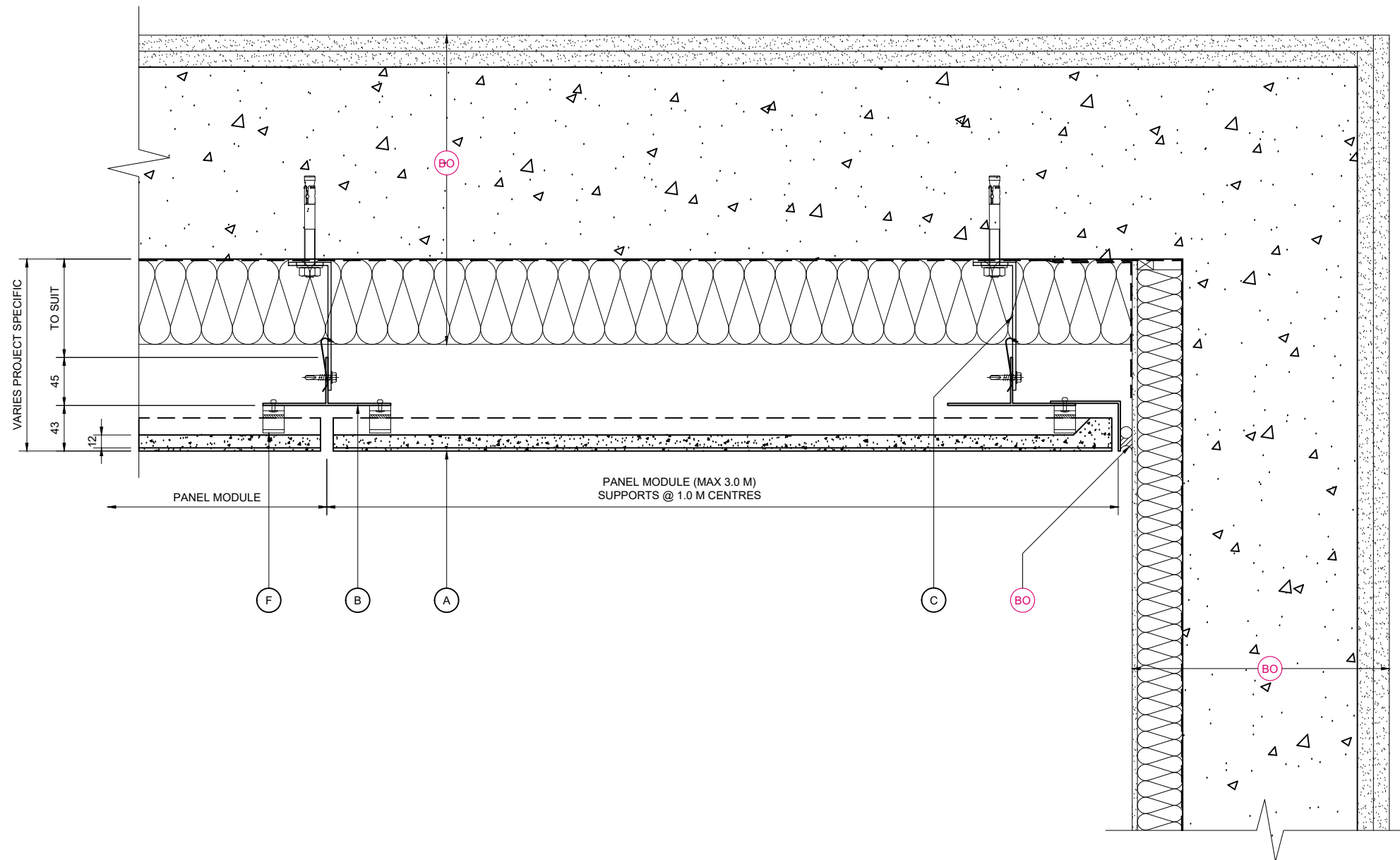
Telling Architectural Ltd  
 Unit 4E  
 Station Road  
 Four Ashes  
 Wolverhampton  
 WV10 7DB  
 Tel : 01902 797 700  
 Fax : 01902 797 720

© Telling Architectural Ltd  
 Do not scale from this drawing. If in doubt ask

Drawing Title :  
 WINDOW JAMB DETAIL WITH  
 FLASHING

Scale :	Checked : RAC	Drawn : EJR
1 : 5	Date : 01/10/19	Date : 01/10/19

Size	Drawing No.	Rev.
A3	NOR-M2B-D09	P1



**KEY COMPONENT LEGEND**

- (A) NORSKREEN® M2 PANEL
- (B) VERTICAL ALUMINIUM T SECTION SUPPORT
- (C) ALUMINIUM BRACKET WITH ISOLATION PAD
- (E) ALUMINIUM TOP CLIP
- (F) ALUMINIUM INTERMEDIATE CLIP
- (G) ALUMINIUM BOTTOM CLIP

(BO) INDICATIVE FINISHES NOT BY TELLING Eg :

JOINT SEALANTS/ BACKING ROD

COMPRIBAND JOINT BACKING  
 SUBSTRATE FIXINGS  
 INSULATION  
 BREATHER MEMBRANE  
 CEMENT PARTICLE / LINING BOARD  
 STEEL FRAMING SYSTEM  
 INTERNAL FINISHES  
 GLAZING SYSTEMS AND SEALS  
 CLOSURE TRIMS / FLASHINGS

NOTE:  
 THESE STANDARD DETAILS DO NOT  
 INCORPORATE FIRE BARRIER  
 REQUIREMENTS AROUND WINDOW  
 OPENINGS AND FLOOR SLABS.  
 THESE INTERFACING  
 REQUIREMENTS MUST BE  
 REVIEWED WITH THE LOCAL FIRE  
 INSPECTOR BEFORE FINALISATION  
 OF DETAILS.

**CLADDING ABUTMENT DETAIL**

Rev.	Date	By	Comments
Drawing Status :			

**FOR INFORMATION**

Material :  
**NORSKREEN® M2**  
**B SERIES - VERTICAL T AND BRACKETS TO CONCRETE**



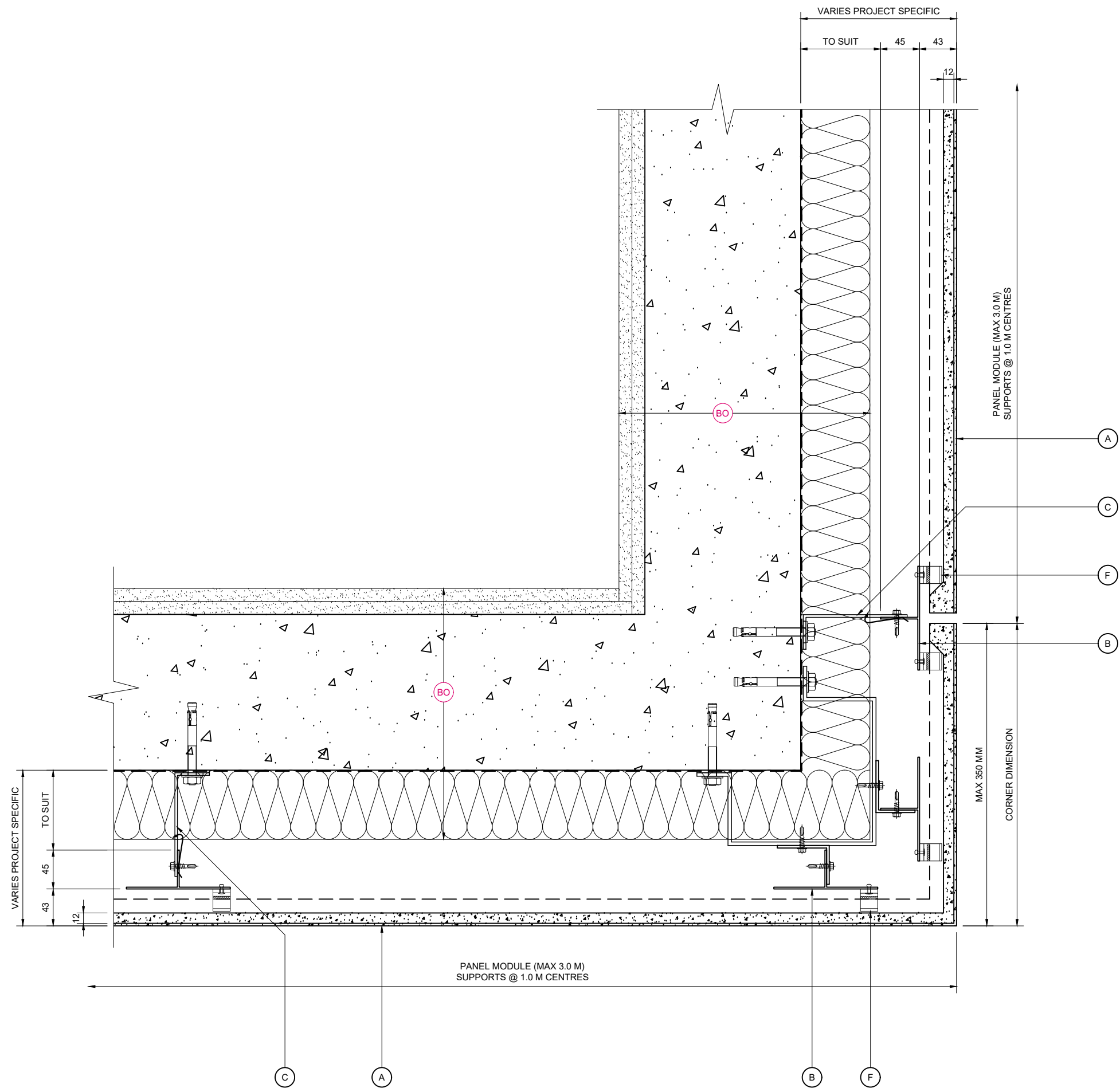
Telling Architectural Ltd  
 Unit 4E  
 Station Road  
 Four Ashes  
 Wolverhampton WV10 7DB  
 Tel : 01902 797 700  
 Fax : 01902 797 720

© Telling Architectural Ltd  
 Do not scale from this drawing. If in doubt ask

Drawing Title :  
**CLADDING ABUTMENT  
 INTERNAL CORNER DETAIL**

Scale :	Checked : RAC	Drawn : EJR
<b>1 : 5</b>	Date : 01/10/19	Date : 01/10/19

Size	Drawing No.	Rev.
<b>A3</b>	<b>NOR-M2B-D10</b>	<b>P1</b>



**KEY COMPONENT LEGEND**

- (A) NORSKREEN® M2 PANEL
- (B) VERTICAL ALUMINIUM T SECTION SUPPORT
- (C) ALUMINIUM BRACKET WITH ISOLATION PAD
- (E) ALUMINIUM TOP CLIP
- (F) ALUMINIUM INTERMEDIATE CLIP
- (G) ALUMINIUM BOTTOM CLIP

(BO) INDICATIVE FINISHES NOT BY TELLING Eg :

- JOINT SEALANTS/ BACKING ROD
- COMPRIBAND JOINT BACKING
- SUBSTRATE FIXINGS
- INSULATION
- BREATHER MEMBRANE
- CEMENT PARTICLE / LINING BOARD
- STEEL FRAMING SYSTEM
- INTERNAL FINISHES
- GLAZING SYSTEMS AND SEALS
- CLOSURE TRIMS / FLASHINGS

Rev.	Date	By	Comments
Drawing Status :			

**FOR INFORMATION**

Material :  
**NORSKREEN® M2**  
**B SERIES - VERTICAL T AND BRACKETS TO CONCRETE**



Telling Architectural Ltd  
 Unit 4E  
 Station Road  
 Four Ashes  
 Wolverhampton  
 WV10 7DB  
 Tel : 01902 797 700  
 Fax : 01902 797 720

© Telling Architectural Ltd  
 Do not scale from this drawing. If in doubt ask

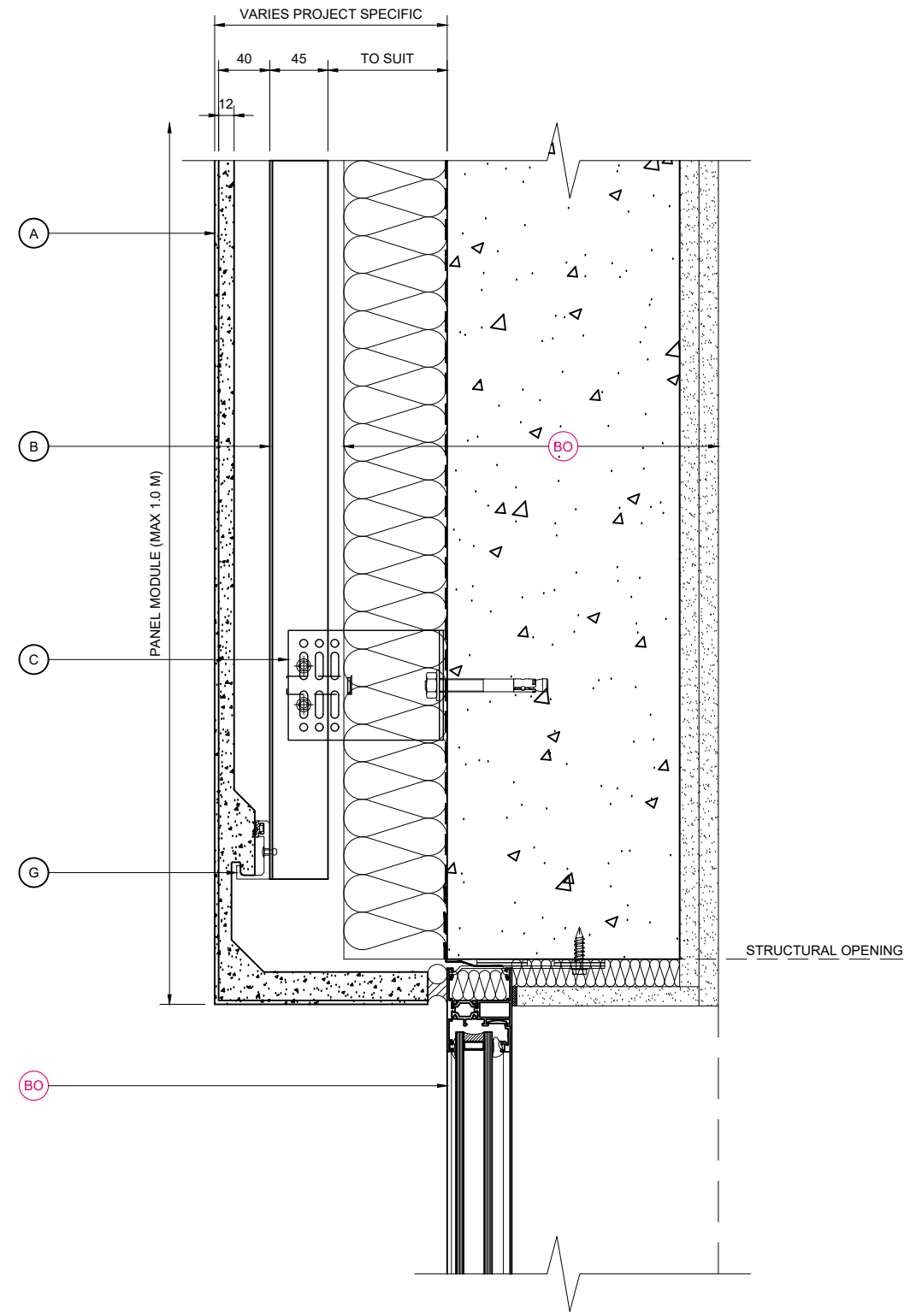
Drawing Title :  
**EXTERNAL CORNER PANEL DETAIL**

Scale :	Checked : RAC	Drawn : EJR
<b>1 : 5</b>	Date : 01/10/19	Date : 01/10/19

Size	Drawing No.	Rev.
<b>A3</b>	<b>NOR-M2B-D11</b>	<b>P1</b>

NOTE:  
 THESE STANDARD DETAILS DO NOT INCORPORATE FIRE BARRIER REQUIREMENTS AROUND WINDOW OPENINGS AND FLOOR SLABS. THESE INTERFACING REQUIREMENTS MUST BE REVIEWED WITH THE LOCAL FIRE INSPECTOR BEFORE FINALISATION OF DETAILS.

**EXTERNAL CORNER PANEL DETAIL**



WINDOW HEAD PANEL DETAIL

NOTE:  
THESE STANDARD DETAILS DO NOT  
INCORPORATE FIRE BARRIER  
REQUIREMENTS AROUND WINDOW  
OPENINGS AND FLOOR SLABS.  
THESE INTERFACING  
REQUIREMENTS MUST BE  
REVIEWED WITH THE LOCAL FIRE  
INSPECTOR BEFORE FINALISATION  
OF DETAILS.

KEY COMPONENT LEGEND

- (A) NORSKREEN® M2 PANEL
- (B) VERTICAL ALUMINIUM T SECTION SUPPORT
- (C) ALUMINIUM BRACKET WITH ISOLATION PAD
- (E) ALUMINIUM TOP CLIP
- (F) ALUMINIUM INTERMEDIATE CLIP
- (G) ALUMINIUM BOTTOM CLIP

(BO) INDICATIVE FINISHES NOT BY TELLING Eg :

- JOINT SEALANTS/ BACKING ROD
- COMPRIBAND JOINT BACKING
- SUBSTRATE FIXINGS
- INSULATION
- BREATHER MEMBRANE
- CEMENT PARTICLE / LINING BOARD
- STEEL FRAMING SYSTEM
- INTERNAL FINISHES
- GLAZING SYSTEMS AND SEALS
- CLOSURE TRIMS / FLASHINGS

Rev.	Date	By	Comments
Drawing Status :			

FOR INFORMATION

Material :  
NORSKREEN® M2  
B SERIES - VERTICAL T AND  
BRACKETS TO CONCRETE



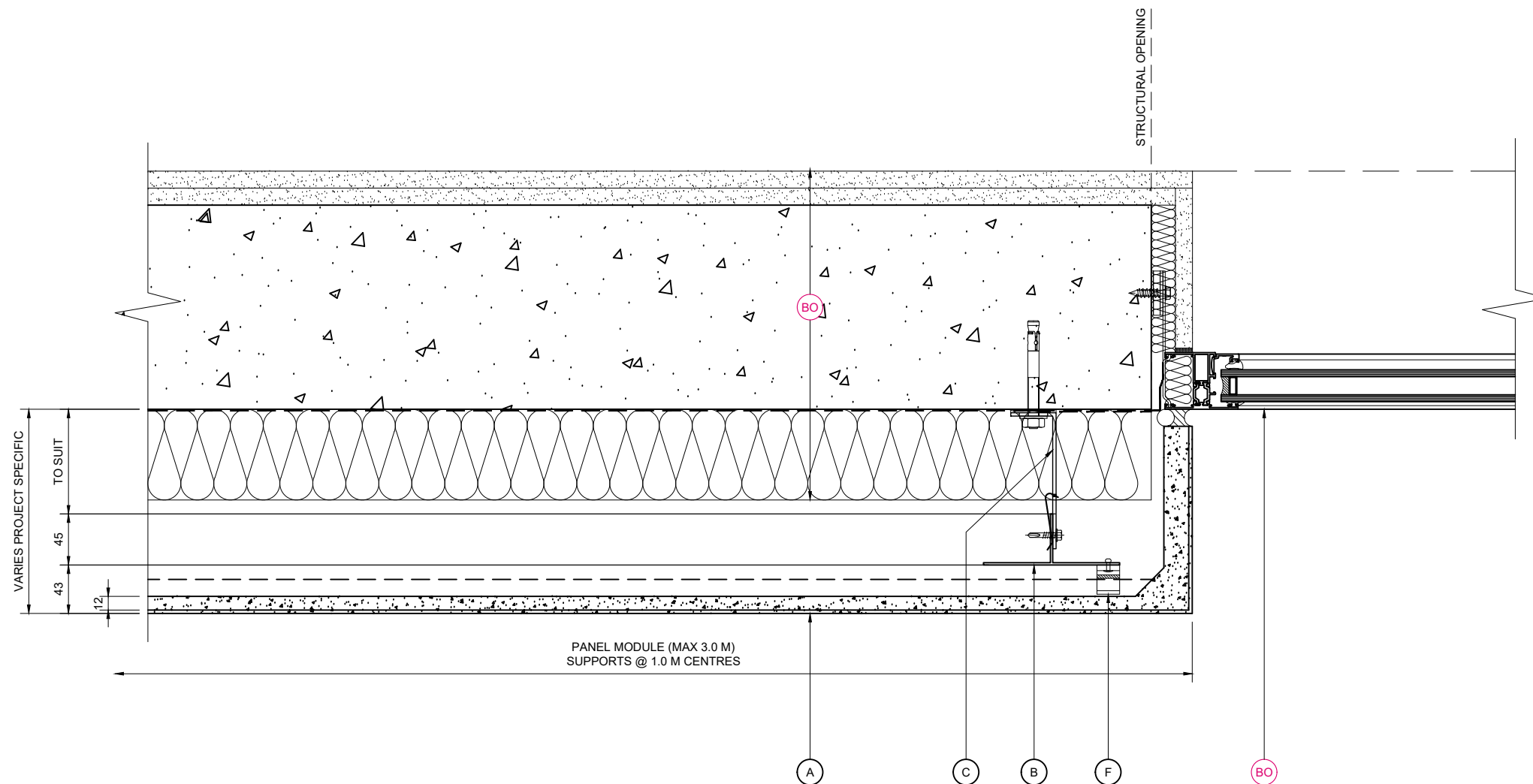
Telling Architectural Ltd  
Unit 4E  
Station Road  
Four Ashes  
Wolverhampton  
WV10 7DB  
Tel : 01902 797 700  
Fax : 01902 797 720

© Telling Architectural Ltd  
Do not scale from this drawing. If in doubt ask

Drawing Title :  
WINDOW HEAD PANEL  
RETURN DETAIL

Scale :	Checked : RAC	Drawn : EJR
1 : 5	Date : 01/10/19	Date : 01/10/19

Size	Drawing No.	Rev.
A3	NOR-M2B-D12	P1



**KEY COMPONENT LEGEND**

- (A) NORSKREEN® M2 PANEL
- (B) VERTICAL ALUMINIUM T SECTION SUPPORT
- (C) ALUMINIUM BRACKET WITH ISOLATION PAD
- (E) ALUMINIUM TOP CLIP
- (F) ALUMINIUM INTERMEDIATE CLIP
- (G) ALUMINIUM BOTTOM CLIP

(BO) INDICATIVE FINISHES NOT BY TELLING Eg :

JOINT SEALANTS/ BACKING ROD

COMPRIBAND JOINT BACKING  
 SUBSTRATE FIXINGS  
 INSULATION  
 BREATHER MEMBRANE  
 CEMENT PARTICLE / LINING BOARD  
 STEEL FRAMING SYSTEM  
 INTERNAL FINISHES  
 GLAZING SYSTEMS AND SEALS  
 CLOSURE TRIMS / FLASHINGS

VARIES PROJECT SPECIFIC

43  
45  
TO SUIT  
12

PANEL MODULE (MAX 3.0 M)  
SUPPORTS @ 1.0 M CENTRES

STRUCTURAL OPENING

NOTE:  
 THESE STANDARD DETAILS DO NOT  
 INCORPORATE FIRE BARRIER  
 REQUIREMENTS AROUND WINDOW  
 OPENINGS AND FLOOR SLABS.  
 THESE INTERFACING  
 REQUIREMENTS MUST BE  
 REVIEWED WITH THE LOCAL FIRE  
 INSPECTOR BEFORE FINALISATION  
 OF DETAILS.

**WINDOW JAMB PANEL DETAIL**

Rev.	Date	By	Comments
Drawing Status :			

**FOR INFORMATION**

Material :  
**NORSKREEN® M2**  
**B SERIES - VERTICAL T AND BRACKETS TO CONCRETE**



Telling Architectural Ltd  
 Unit 4E  
 Station Road  
 Four Ashes  
 Wolverhampton  
 WV10 7DB  
 Tel : 01902 797 700  
 Fax : 01902 797 720

© Telling Architectural Ltd  
 Do not scale from this drawing. If in doubt ask

Drawing Title :  
**WINDOW REVEAL PANEL RETURN DETAIL**

Scale :	Checked : RAC	Drawn : EJR
1 : 5	Date : 01/10/19	Date : 01/10/19

Size	Drawing No.	Rev.
A3	NOR-M2B-D13	P1